

1. The purpose of the following survey is to collect information from WWU students to guide the potential restructure of the Associated Students. This work is being conducted by the AS Structural Review Committee. This short survey will take 10 minutes or less to complete. The personal information you provide will remain completely anonymous. By selecting the "Agree" option below, you are indicating that you give permission for the information you provide in this survey to be used for research and data analysis. Please let me know if you have any questions. This survey will close to submissions on Monday, April 25th at 5:00 pm. Sincerely, Hannah Brock

Associated Students Vice President for Business and
Operationsasvp.busops@wwu.edu













#	Answer	Response	%
1	Agree	265	99%
2	Disagree	3	1%
	Total	268	100%

Statistic	Value
Min Value	1
Max Value	2
Mean	1.01
Variance	0.01
Standard Deviation	0.11
Total Responses	268

2. How familiar are you with the Associated Students as a representative body? (From 0= Not at all familiar to 10= very familiar)

#	Answer	Min Value	Max Value	Average Value	Standard Deviation	Responses
1	Familiarity	0.00	10.00	4.78	2.72	201

3. Which Associated Students programs and services are you familiar with? (Please check all that apply)

#	Answer		Response	%
1	KUGS Radio		135	61%
2	AS Review		98	44%
3	Outdoor Center		134	60%
4	KVIK		33	15%
5	Viking Lobby Day		70	32%
6	Resource and Outreach Programs (Women's Center, Queer Resource Center, Legal Info Center, Disability Outreach Center, Social Issues, etc.)		112	50%
7	Clubs		167	75%
8	Ethnic Student Center		114	51%
9	Student Government (AS Elections, Board of Directors, etc.)		111	50%
10	Environmental & Sustainability Programs (Sustainable Action Fund, The Outback, Environmental Center, etc.)		92	41%
11	AS Productions (Concerts, Large Events, Films, Underground Coffeehouse, etc.)		150	68%
12	Representation & Engagement Programs (AS		70	32%






6. The WWU AS Board of Directors is composed of 7 elected student officials who make decisions on behalf of all students and also oversee the operations of the Associated Students. How well do you think this structure is able to represent you and other students?

#		Response	%
1	Extremely well	3	1%
2	Very well	34	15%
3	Moderately well	102	45%
4	Slightly well	56	25%
5	Not well at all	33	14%
	Total	228	100%

Statistic	Value
Min Value	1
Max Value	5
Mean	3.36
Variance	0.90
Standard Deviation	0.95
Total Responses	228

8. One idea to improve the representation of students in the AS is to create a student senate which could be composed of different student groups. The student senate could take over some of the government and advocacy responsibilities from the current Board of Directors and serve as a check and

balance system. How important do you think having a senate is?

#	Answer		Response	%
1	Extremely important		43	19%
2	Very important		96	42%
3	Moderately important		65	29%
4	Slightly important		10	4%
5	Not at all important		14	6%
	Total		228	100%



Statistic	Value
Min Value	1
Max Value	5
Mean	2.37
Variance	1.07
Standard Deviation	1.03
Total Responses	228

9. If there were a student senate, what makeup of student groups would you want to serve as senators? Please rate the

following options from 0=least preferred to 10= most preferred.





#	Answer	Min Value	Max Value	Average Value	Standard Deviation	Responses
1	Colleges (There are 7 including: Huxley, CBE, Fairhaven, etc.)	0.00	10.00	5.87	2.64	200
2	Academic Departments (There are over 60 including: Sociology, Marketing, Chemistry, etc.)	0.00	10.00	6.20	2.86	196
3	Academic Year (1st-year, 2nd-year, Graduate student, etc.)	0.00	10.00	5.06	2.90	189
4	Identity-based (Personal characteristics that people identify with)	0.00	10.00	5.54	3.16	183
5	General Representatives (At-Large)	0.00	10.00	5.38	2.98	186

10. Optional question: If you have other suggestions not listed above, please use the following text boxes to explain alternate options.

#	Answer		Response	%
1	Hybrid of one or more of the above options		46	67%
2	Other		23	33%
	Total		69	100%








Statistic	Value
Min Value	1
Max Value	2
Mean	1.33
Variance	0.23
Standard Deviation	0.47
Total Responses	69

11. How do you think student senators should be selected?

#	Answer		Response	%
1	Election		85	41%
2	Application Process		88	43%
3	Appointment		8	4%
4	Other		24	12%
	Total		205	100%






Statistic	Value
Min Value	1
Max Value	4
Mean	1.86
Variance	0.91
Standard Deviation	0.95
Total Responses	205

12. If there were a student senate, what do you think the main roles should be? (Check all that apply)

#	Answer		Response	%
1	AS Board of Directors Accountability		136	67%
2	Approving AS Board Decisions		128	63%
3	Creating and Revising Policies		119	59%
4	Budget approval		93	46%
5	Determining Priorities for Student Advocacy (i.e. agenda-setting for student lobbying efforts)		145	72%
6	Oversight of Committees		102	50%
7	Other		14	7%





Statistic	Value
Min Value	1
Max Value	7
Total Responses	202

13. Please indicate your class standing.

#	Answer		Response	%
1	1st year		30	15%
2	2nd year		44	21%
3	3rd year		59	29%
4	4th year		57	28%
5	5+ year		16	8%
	Total		206	100%

Statistic	Value
Min Value	1
Max Value	5
Mean	2.93
Variance	1.38
Standard Deviation	1.18
Total Responses	206

**14. Please indicate what college(s) you are enrolled in.
Check all that apply.**

#	Answer		Response	%
1	Business and Economics	///	26	13%
2	Fairhaven	///	13	6%
3	Fine and Performing Arts	■	10	5%
4	Humanities and Social Sciences		84	41%
5	Science and Engineering		44	21%
6	Graduate		8	4%
7	Huxley		21	10%
8	Wood ring	///	23	11%
9	Undeclared	///	25	12%

Statistic	Value
Min Value	1
Max Value	9
Total Responses	207